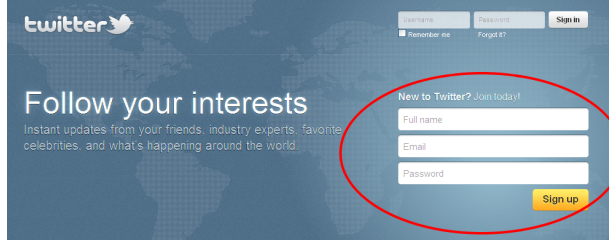


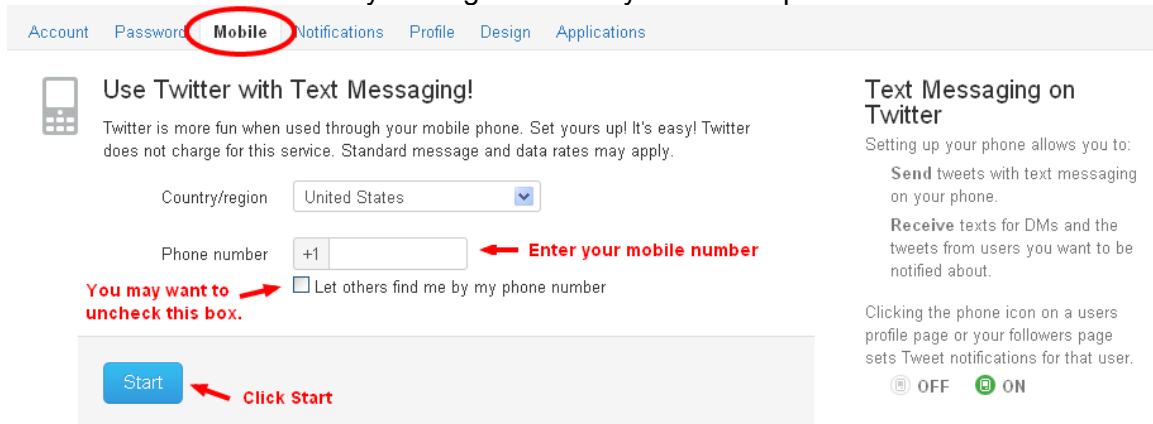
How To Sign Up for Text Alerts From Memphis Schools using Twitter

1. Sign up for a Twitter account. It's FREE! Just go to twitter.com



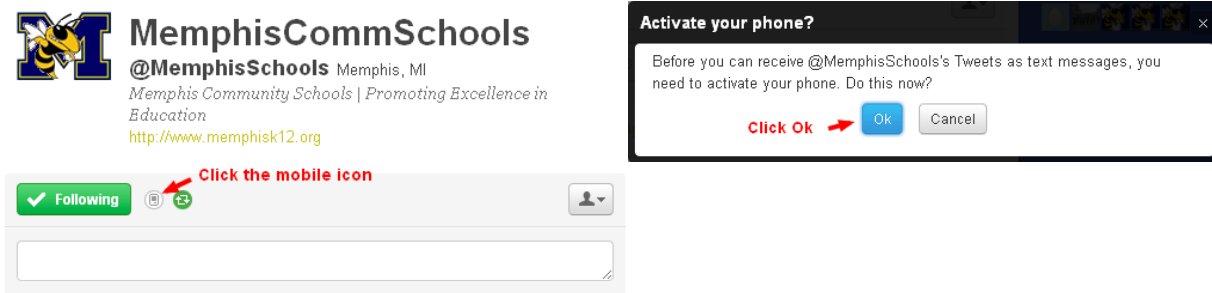
2. Once logged in, go to your [Account Settings](#)

3. Click on the Mobile tab and follow instructions below. After clicking "Start", you'll be asked to send a text to twitter to verify the registration of your mobile phone.



4. "Follow us" using one of the links on our website. You can follow the district and/or any of the individual schools or departments, depending on what info you want to keep up to date on. (Follow '[MemphisSchools](#)' to get notified of school cancellations, and other important district-related information)

5. Click the mobile icon, and then click Ok on the box that pops up.



That's it! You'll now get text alerts from Memphis Community Schools via Twitter!